

Product Data and Specifications

General Information

A self contained SAM Fan Filter Unit provides Class 100 HEPA filtered air in a vertical flow pattern within the workspace.

Electrical

Standard voltage is 115 volts with other voltage options shown on a following page. A common On/Off switch is mounted on the SAM unit that controls both the fan and the lights. All 115 volt models are equipped with a 8 foot power cord and 3 - prong plug. Other voltages require electrical connection to the power source by a qualified electrician.

Final Filter

HEPA filters are 99.99% efficient @ 0.3 micron or larger with anodized aluminum frame. ULPA grade

filters are 99.9995% efficient @ 0.12 micron, and are available as an option.

Prefilter

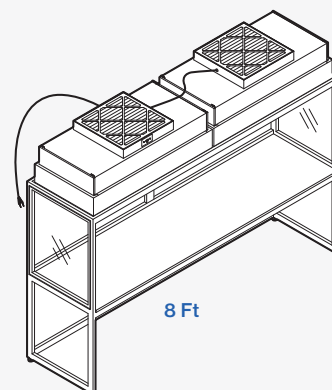
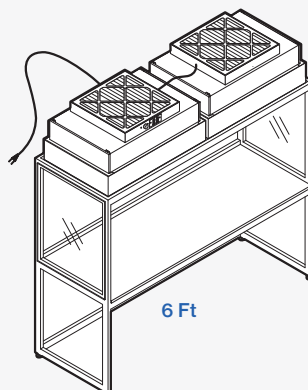
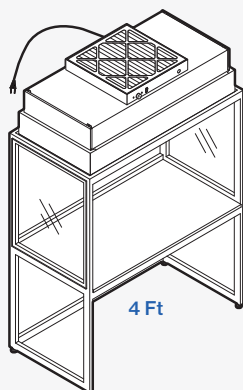
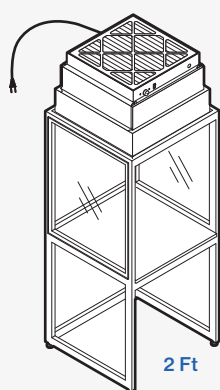
A pleated type, disposable prefilter rated at 30% ASHRAE efficiency is standard.

Speed Control

A solid state variable speed control is mounted on the SAM unit.

Grille

Vertical flow clean benches with lights have an acrylic grille inserted in an anodized aluminum frame which is hinged to open. This permits access to the fluorescent light tubes and removal of the HEPA filter without removing the SAM unit



from the frame. Vertical flow clean benches without lights have a painted white epoxy diamond pattern grille.

Construction

Clean Bench frames are white painted steel tubing with clear acrylic side and back panels and adjustable leg levelers. Work surfaces are solid core with white high pressure laminate finish. ESD, perforated and stainless steel work surfaces are available as options. Clean Bench models are available in a sit-down style with work surface 30" from floor or stand-up style with work surface 40" from floor.

Lighting

All 2', 4', & 8' vertical flow models with lights are equipped with a 4-lamp light fixture, 120 volt, 60 hz with T8, 32W electronic ballast. The 6' vertical flow

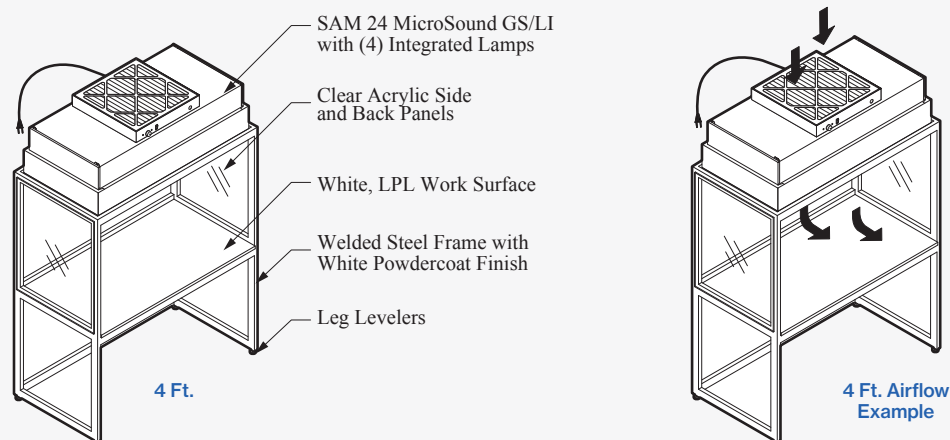
models are equipped with a 2-lamp fixture, 120V, 60 hz., T12 ballast and two (2) high output lamps. Fluorescent light tubes are not furnished with the units because of potential breakage during shipment.

Shipping

Vertical Flow Clean Benches are partially assembled with the SAM unit packaged separately for safe shipping. The self contained SAM unit is easily installed in the frame on site with no special tools required.

Options

See a following page for options and ordering information.



Ordering Information
Sit-down Style Vertical Flow and Work Surface 30" from Floor with Lights

Model No.	Nominal	Work Surface	Overall Dimensions	Opening Size	Voltage
13200	2 Ft.	24" x 25"	26"L x 26"D x 78"H	24"L x 30"H	115V
13201	4 Ft.	48" x 25"	50"L x 26"D x 78"H	48"L x 30"H	115V
13202	4 Ft.	48" x 32"	50"L x 33"D x 78"H	48"L x 30"H	115V
13203	6 Ft.	72" x 25"	74"L x 26"D x 78"H	72"L x 30"H	115V
13204	6 Ft.	72" x 32"	74"L x 33"D x 78"H	72"L x 30"H	115V
13205	8 Ft.	96" x 25"	98"L x 26"D x 78"H	96"L x 30"H	115V
13206	8 Ft.	96" x 32"	98"L x 33"D x 78"H	96"L x 30"H	115V

NOTE: Fluorescent light tubes not included

Ordering Information
Sit-down Style Vertical Flow and Work Surface 30" from Floor with Lights

Model No.	Nominal	Work Surface	Overall Dimensions	Opening Size	Voltage
13257	2 Ft.	24" x 25"	26"L x 26"D x 88"H	24"L x 30"H	115V
13207	4 Ft.	48" x 25"	50"L x 26"D x 88"H	48"L x 30"H	115V
13208	4 Ft.	48" x 32"	50"L x 33"D x 88"H	48"L x 30"H	115V
13209	6 Ft.	72" x 25"	74"L x 26"D x 88"H	72"L x 30"H	115V
13210	6 Ft.	72" x 32"	74"L x 33"D x 78"H	72"L x 30"H	115V
13211	8 Ft.	96" x 25"	98"L x 26"D x 88"H	96"L x 30"H	115V
13212	8 Ft.	96" x 32"	98"L x 33"D x 88"H	96"L x 30"H	115V

NOTE: Fluorescent light tubes not included

Options

208-230V, 50/60 hz motor	Castors with brakes	ESD Acrylic side and back panels
277V, 60 hz motor	Duplex electrical outlets	ESD work surface
230V, 50 hz lighting for export models	Front Face Shields	Stainless steel work surface
Duct Collar Adaptor, 10" or 12" diameter	Magnehelic Gage	Static Control Package
ULPA Filter 99.9995% efficiency @ 0.12 micron or larger	Perforated work surface	Separate switch for fan & lights

Refer to following pages for more options